

**Mission**

*To protect and grow the state's permanent endowment funds for current and future generations, through prudent, professional investment management.*

LGPF & STPF Impact

Distributions to the State

FY 24 - \$1,629,088,116

FY 23 - \$1,280,113,620

*In FY 24 approximately 18.8% of the General Fund budget will be provided by the Permanent Funds including the distribution by the ECE&CF of \$150 M.*

*FY 24 total above includes the additional 1.25% to Common Schools from the LGPF.*

SIC Fund Statistics

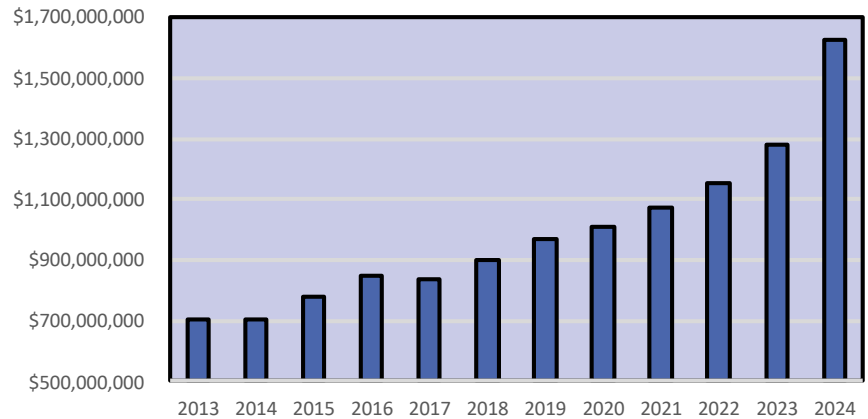
Current Total NAV : \$ 49.745B (as of 1/16/24)

\*Includes \$2.040B of governmental client investments (12/31/23)

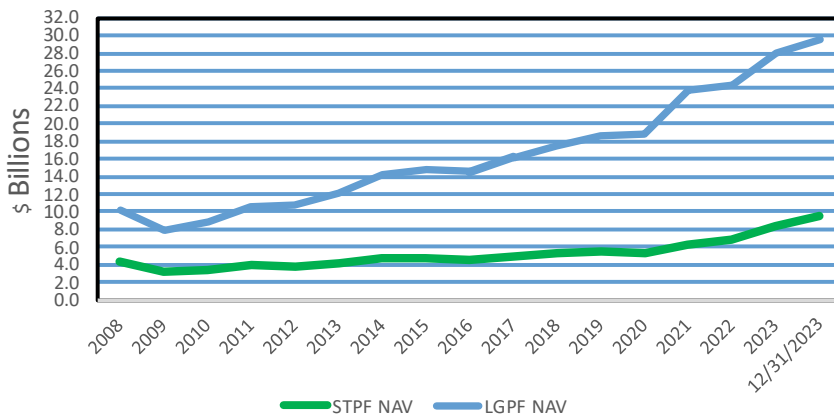
LGPF:	\$29.690B (12/31/23)
STPF:	\$ 9.545B (12/31/23)
TSRF:	\$ 2.391B (12/31/23)
ECE&CF:	\$ 5.721B (12/31/23)
TSPF:	\$ 341M (12/31/23)
WTF:	\$ 142M (12/31/23)
RLEF:	\$ 29M (12/31/23)
CLPF:	\$ 52M (12/31/23)
OSRF:	\$ 87M (12/31/23)

SIC DAILY NAV HIGH : \$49.949B (1/12/24)

**Total Permanent Fund Distributions to the State**



**LGPF & STPF NAV**

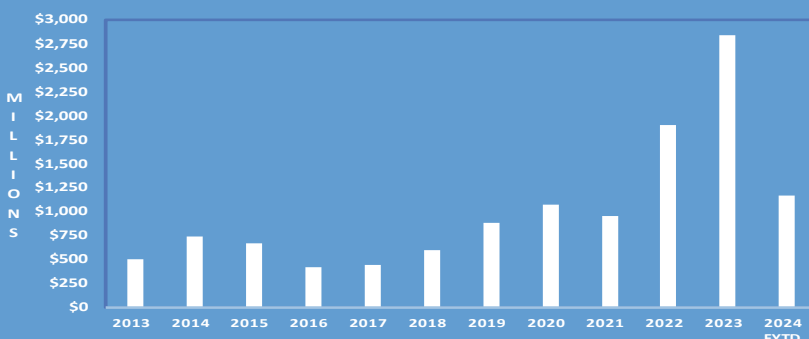


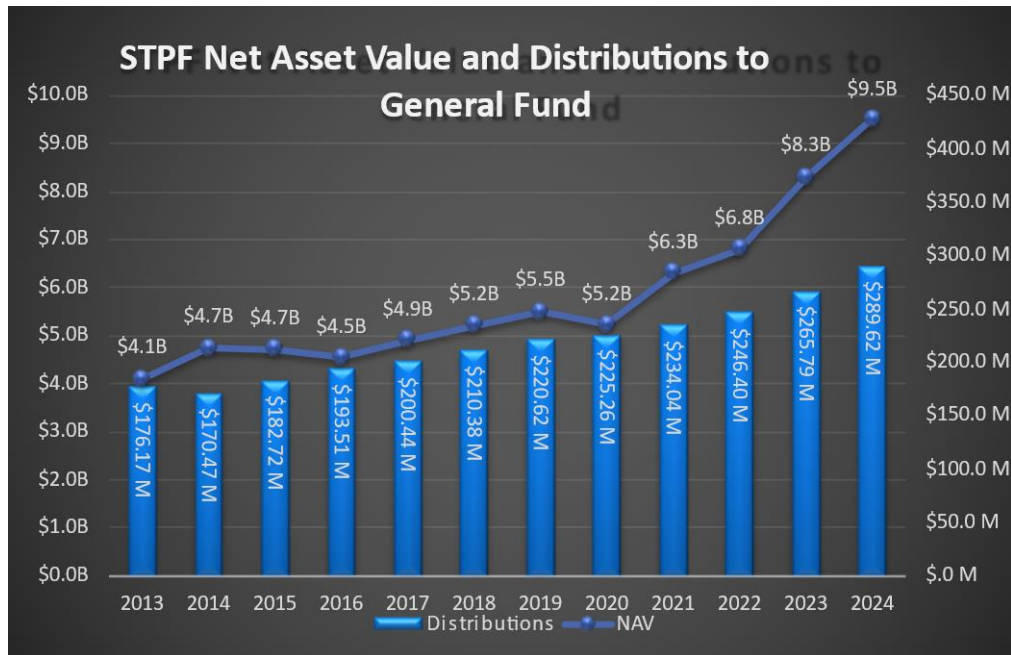
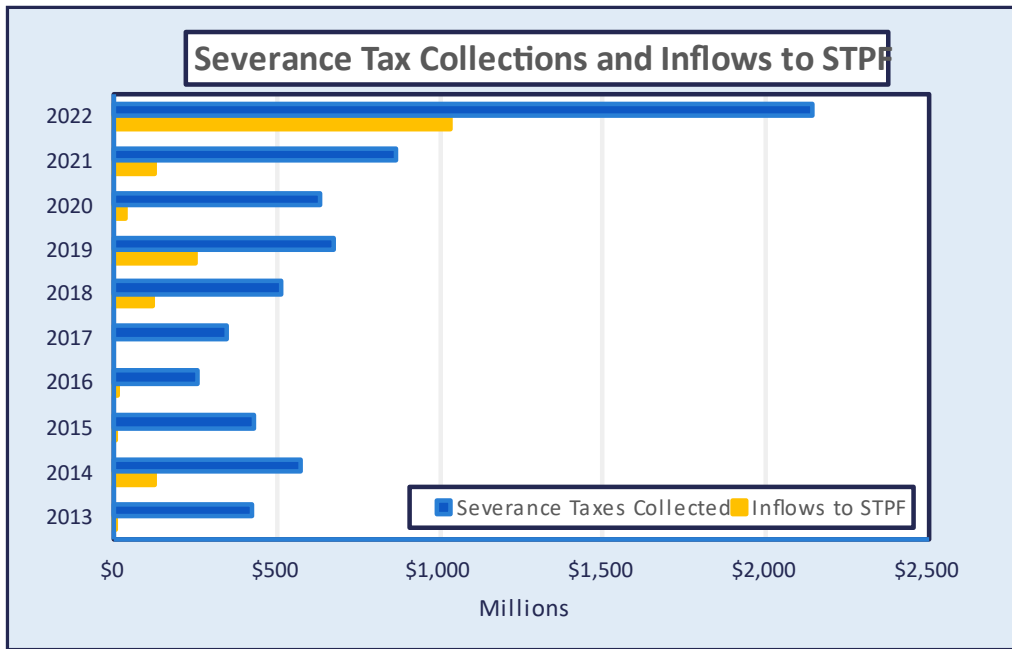
Year	Contributions from State Land Office to LGPF	LGPF Distributions to Beneficiaries
2013	\$ 505,817,116	\$ 526,846,548
2014	\$ 741,927,363	\$ 535,156,608
2015	\$ 669,520,452	\$ 595,993,907
2016	\$ 419,912,793	\$ 655,785,168
2017	\$ 444,060,968	\$ 638,074,458
2018	\$ 594,777,827	\$ 689,190,723
2019	\$ 882,732,207	\$ 747,542,992
2020	\$ 1,072,498,849	\$ 784,249,920
2021	\$ 956,249,267	\$ 836,409,744
2022	\$ 1,897,401,189	\$ 908,375,136
2023	\$ 2,841,723,921	\$1,014,322,008
2024	\$ 1,163,133,466	\$1,339,465,284
<b>Total</b>	<b>\$12,718,793,144</b>	<b>\$8,485,365,528</b>

Year	Contributions to STPF	STPF Distributions
2013	\$ 339	\$ 176,172,684
2014	\$ 124,995,000	\$ 170,472,647
2015	\$ 4,980,377	\$ 182,722,980
2016	\$ 8,468,140	\$ 193,509,941
2017	\$ 38	\$ 200,442,327
2018	\$ 117,026,819	\$ 210,377,643
2019	\$ 245,455,219	\$ 220,621,474
2020	\$ 31,872,633	\$ 225,258,444
2021	\$ 123,804,357	\$ 234,040,104
2022	\$ 1,031,916,164	\$ 246,398,028
2023	\$ 897,992,700	\$ 265,791,612
2024	\$ 1,049,718,411	\$ 289,622,832
<b>Total</b>	<b>\$3,160,784,251</b>	<b>\$2,798,854,220</b>

**ANNUAL LGPF INFLOWS FROM SLO**

(BASED ON FISCAL YEAR 2024 FYTD 12/31/23)





SIC Investment Commitments (including co-investment)			
Date	Firm	Asset Type	Commitment
9/26/23	Copenhagen Infrastructure V	Real Return	\$150M, \$37.5M
9/26/23	IPI Partners III	Real Return	\$100M
9/26/23	Alterra IOS Ventures III	Real Estate	\$100M
9/26/23	KKR Real Estate Partners Americas IV	Real Estate	\$100M
9/26/23	Arcos Keystone Partners Fund I	Private Equity	\$50M
9/26/23	TCG Labs Fund I	Private Equity	\$50M
9/26/23	At One Ventures II	NM Private Equity	\$20M
10/24/23	Silver Point Distressed Opp. Inst. Partner II	Real Return	\$250M
10/24/23	Altaris Health Partners VI	Private Equity	\$75M
10/24/23	M13 Ventures IV	Private Equity	\$50M
10/24/23	New Mountain Partners VII	Private Equity	\$100M
10/24/23	Principal Investments Program-Mercer	Private Equity	\$150M
11/28/23	Golub Direct Lending	Private Credit	\$400M
11/28/23	Northbridge Partners Funds IV	Real Estate	\$100M, \$50M
11/28/23	Sandbrook Climate Infrastructure I	Real Return	\$25M, \$25M
11/28/23	Bain Capital Global Special Situations	Private Equity	\$400M, \$100M
11/28/23	Lead Edge Capital VI	Private Equity	\$50M
11/28/23	TPG Healthcare Partners II	Private Equity	\$75M
11/28/23	Khosla Ventures VIII, Seed, and Opp II	Private Equity	\$75M
11/28/23	Dangerous Ventures New Mexico I	NM Private Equity	\$10M

### LGPF PORTFOLIO STRUCTURE/ASSET ALLOCATION

	Actual 09/30/23	Long-Term Target
US Equity	17.22%	20.00%
Int'l Equity	14.63%	20.00%
Public Market Strategies	22.15%	6%
Private Market Strategies	7.69%	15%
Real Return	7.87%	12%
Real Estate	9.98%	12%
Private Equity	10.86%	15%
Cash	9.59%	0%

### SIC Administration

**SIC FY 24 Total Adjusted Budget: \$66,879,880**  
**Actual Expenses FYTD: \$15,090,887 (12/31/23) Encumbered: \$37,392,177 (12/31/23)**

SIC FY 24 - 31 authorized FTEs (5 new) - 24 positions currently filled  
 Vacant positions: currently interviewing or sourcing: - Public Equity ACD, an analyst position, an administrative assistant, and an executive assistant.